

# Register of Nationally Approved Gear



**Compiled by Dion Villella Stipendiary Steward**  
On Behalf of N.C.O.S.A.G.

**Published by Racing Victoria Limited,**  
in conjunction with the Australian Racing Board



## INDEX

Blinkers / Visors .....	3
Pacifiers .....	4
Winkers .....	5
Ear Muffs .....	5
Nose Roll .....	6
Nose Bands .....	6
Combination of Head Gear.....	7
Bits & Pieces .....	8
Tail Chains .....	9
Tongue Ties & Clips.....	9
Boots.....	10
Bandages .....	11
Other Gear.....	12
Ear Plugs .....	12
Brow Band .....	12
Cornell Collar .....	13
Barrier Blanket.....	14
Blindfold & Stallion Chain .....	14
Barrier Extension .....	14
Bits .....	15
Approved Race Plates.....	22
Shoes.....	23

## Introduction

One of the strengths of Australian thoroughbred horse racing is that owners, trainers and riders are able to travel to other areas in the knowledge that the conditions of racing are the same as in their own States or Territories. This is achieved by the establishment of national rules and practices. One policy practice is that the Australian Chairman of Stewards are constantly reaching agreement on a uniform approach to gear that is permitted under AR. 140B.

### **AR.140B.**

(1) Only gear and conditions of use that have been expressly approved by the Chairmen of Stewards, and included in the National Gear Register, may be used on any horse in a race, official barrier trial or in trackwork. Provided that the Stewards may approve other gear to be used in trackwork

(2) No horse shall race in any approved gear, including racing plates, listed in the National Gear Register unless permission has been obtained from the Stewards prior to acceptance time for the race concerned.

(3) When permission has been obtained in accordance with the provisions of subrule (2) of this rule such gear shall continue to be used without variation on the horse concerned in subsequent races unless permission has been obtained from the Stewards prior to acceptance time for the race concerned, or as otherwise approved or instructed by the Stewards.

Stewards may order the removal from any horse of any shoes, racing plates, equipment or gear which as not been approved or is in their opinion unstable, unsafe or ineffective, Under AR.8.(n)

# BLINKERS / VISOR



**Permission to Use/Remove:** The conditions of AR. 140B (1) & (2) apply to the use or removal of blinkers/visor blinkers subject to any policies in place in individual jurisdictions regarding the same.

**Specifications:** Blinkers must be open cupped, to permit a full forward and peripheral view with the cup not exceeding 6cm in width. Visor Blinkers must conform to the requirements for Blinkers provided that no more than 50% of the cup may be removed. Neither blinkers nor visor blinkers must not be cut back in anyway to reduce their original width.

**Proper application:** Blinkers/Visor Blinkers must be worn under bridle and have buckles or interlocking clips. **One-cupped Blinker/Visor Blinker:** One-Cupped Blinker/Visor Blinker may be used. The trainer must notify at acceptance what side it will be worn.

**Jumping races:** Only non-hooded Blinkers/Visor Blinkers which have been specifically approved by the Stewards may be worn in jumping races



*Visor Blinkers*



*Blinkers for Jumping Races*



# PACIFIERS

**Approval for use:** Pacifiers are approved for use for the purposes of AR.140B, subject to the conditions set out in this rule.

**Specifications:** Pacifiers must be a strong mesh that will resume normal shape after compression.

**Proper application:** Pacifiers must be worn under the bridle.

**Jumping races:** Pacifiers are not permitted in jumping races

**Track conditions:** The Stewards may order the removal of pacifiers if in their opinion the track conditions are adverse to such use.



*Blinker Pacifier*



## WINKERS

**Approval for use:** Winkers are approved for use for the purposes of AR.140B, subject to the conditions set out in this rule.

**Specifications:** Winkers must be lambs' wool and not exceed 270mm in length and be of a reasonable thickness to allow adequate forward and peripheral vision.

**Proper application:** Winkers must be attached to the cheek strap of the bridle.

**Use of Winkers with other gear:** Winkers must not be used in combination with Blinkers/Visor Blinkers.



## EAR MUFFS



**Approval for use:** Ear Muffs are approved for use for the purposes of AR140B, subject to the conditions set out in this rule.

**Permission to use:** Prior to being permitted to wear Ear Muffs in a race, a horse must trial to the satisfaction of the Stewards wearing Ear Muffs.

**Specifications:** Ear Muffs must be of wetsuit material, vinyl or cloth and must be attached by a buckle or interlocking clip.

**Nothing to be inserted into horse's ears:** No foreign material is to be inserted in the ears of any horse wearing Ear Muffs.



# NOSE ROLL

**Approval for use:** Nose Rolls are approved for use for the purposes of AR.140B, subject to the conditions set out in this rule.

**Specifications:** Nose Rolls must be made of lambs' wool and must be of a reasonable thickness to allow adequate vision.

**Proper application:** Must be positioned no further up the nasal bone than half way between nostrils and eyes.

**Use of Nose Rolls with other gear:** Prior to being permitted to wear a combination of Blinkers/Visor Blinkers or Winkers with a Nose Roll in a race, a two year old or unraced horse must trial to the Stewards satisfaction prior to acceptance time wearing the relevant gear, except in Queensland.



# CROSS OVER NOSEBANDS & NOSE BANDS

**(1) Approval for use:** Cross-over, Hanoverian and Kyneton nosebands are approved for use for the purposes of AR.140B.

**(2) Dropped nosebands:** Dropped nosebands are **not permitted** to be used in any race, trial or track work.



*Cross Over*



*Kyneton*



*Hanoverian*

# COMBINATION OF HEAD GEAR

*All items may be used in conjunction with ear muffs*



*Blinker/Pacifier/Nose Roll Combination*



*Blinker/Pacifier Combination*



*Winker/Nose Roll Combination*



*Pacifier/Nose Roll Combination*

# COMBINATION OF HEAD GEAR



*Blinker/Nose Roll Combination*



*Blinker/Nose Roll Combination*

# BITS & PIECES



*Bit Lifter*



*Cheekers*

*Keepers*



*Irish Martingale Rings*



*Bubble Cheeker, must be of a design approved by the Stewards and have no sharp edges.*



## TAIL CHAINS



**(1) Approval for use:** Tail Chains are approved for use for the purposes of AR.140B(1), subject to the conditions set out in this rule.

**(2) Specifications:** A Tail Chain must consist of 4 to 5 chain links of a size and weight approved by the Stewards.

**(3) Proper application:** A Tail Chain must be fitted to the butt of the tail by rubber band, leather strap or elastoplast.

## TONGUE TIES & TONGUE CLIPS



**(1) Approval for use:** Tongue Ties and Tongue Clips are approved for use for the purposes of AR.140B(1), subject to the conditions set out in this rule.

**(2) Specifications:** Tongue Ties must be either nylon-stocking, leather strap or rubber band and be at least 15mm in width.

**(3) Proper application:** All tongue ties are to be looped around the tongue and either attached to the bit or secured around the jaw. Tongue ties must be **clearly visible** at all times.

**(4) Tongue Clips:** Tongue Clips must be rubber and attached to the bit. Tongue Clips with strap are also permitted.



# BOOTS



**(1) Approval for use:** Shin Boots, Tendon Boots, Bell Boots, Bumper Boots, Scalping Boots, Brushing Boots and Hock Boots are approved for use for the purposes of AR.140B(1), subject to the conditions set out in this rule.

**(2) Specifications:** All Boots must be a design approved by the stewards. They must be of good quality, light for racing purposes, and be secured with buckles or velcro provided it is fastened with electrical tape. Not by any other interlocking materials, press-studs, or by other means. All boots with velcro straps must be approved by stewards prior to being used.



**(3) Use of Boots with Bandages:** Boots may be worn over the top of Self Adhesive or Adhesive Bandages but not over the top of other Bandages.

**(4) Bell Boots:** Bell Boots must be rubber and, in design, must be securable only by pulling them over the hoof. Bell Boots that are detachable and that may be secured by buckles, Velcro or some other means are not permitted.



**(5) Rubber Ring**



# BANDAGES

**(1) Standard bandages:** Standard bandages are approved for the purposes of AR.140B(1), but must be stitched the full length on the outside of the leg in contrasting thread.

**(2) Self adhesive bandages (eg Coflex, Vetrap):** Self adhesive bandages are approved for the purposes of AR.140B(1), maybe stitched, or electrical tape applied at least two times around the circumference of the bandage.

**(3) Adhesive bandages (eg. Elastoplast):** Adhesive bandages are approved for the purposes of AR.140B(1), but must be stitched with contrasting thread.

**(4) Notification:** With respect to bandages, the obligation to notify of any proposed change under AR.140B(2), only relates to the addition or removal of bandages and not to the type of bandages to be worn.



## OTHER GEAR

The Stewards may, at their discretion, forbid the use of any design type or manufacture of reins or bridles for use in races, trials or track work, provided that:

### Reins

- (a) reins may not be made of leather;
- (b) reins must have rubber grips;
- (c) reins must have rubber or leather keepers or stoppers, when buckles and rings are both used.

### Bridles

- (a) be secured by buckles not by any other interlocking material;
- (b) Brow Band and Throat Strap to be attached



## EAR PLUGS

**(1) Approval for use:** Ear Plugs are approved for use for the purposes of AR.140B(1), subject to the conditions set out in this rule.

**(2) Not to be used in races:** Ear Plugs may not be used in races and on race day shall only be permitted up until the time a horse walks onto the track from the enclosure.

## BROW BAND

**(1) Approval for use:** Brow Bands are approved for use for the purposes of AR.140B(1), subject to the conditions set out in this rule.

**(2) Permission to use:** Prior to being permitted to wear a Brow Band in a race, a horse must trial to the satisfaction of the Stewards prior to acceptance time wearing a Brow Band.

**(3) Specifications:** The Brow Band when fitted must be of a reasonable thickness to allow adequate vision.

**(4) Proper application:** The Brow Band must be stitched to the brow band of the bridle.

**(5) Use of Brow Band with other gear:** A Brow Band may not be fitted with Winkers, Blinkers/Visor Blinkers, Nose Roll Pacifiers or Ear Muffs.



# CORNELL COLLAR

**(1) Approval for use:** Cornell Collars are approved for use for the purposes of AR.140B(1), subject to the conditions set out in this rule.

**(2) Permission to use:** Application for permission to use a Cornell Collar in a race or official trial must be accompanied by a written submission from a registered Veterinary Surgeon which includes the following:

- a) details of any relevant examination(s) of the horse in question;
- b) explanation of why the use of the Cornell Collar is appropriate and justified in the circumstances;
- c) declaration that appropriate instruction has been given to the trainer by the veterinarian as to the correct application of the Collar in accordance with the manufacturer's recommendations;
- d) declaration that the horse has been observed during track work and/or trialling and that there were no untoward effects identified as a consequence of the collar's application.

**(3) Trial to satisfaction of the Stewards:** Following receipt of the application referred to in paragraph (2), the horse must compete, wearing a Cornell Collar, in a trial of at least 800 metres to the satisfaction of a Steward. Subject to AR.140B(3), permission may not be granted under this paragraph after acceptance time.

**(4) Type of Cornell Collar to be used:** Unless otherwise approved by the Stewards, only Cornell Collars with the trade name "Vet-Aire" may be used in races, track work or trials.

**(5) Veterinarian to inspect prior to racing:** Prior to racing, any horse that is fitted with a Cornell Collar must be inspected by a veterinary surgeon, to ensure that the collar is fitted in accordance with the manufacturer's instructions.

**(6) Cornell Collar must be used after approval:** Once permission has been granted by the Stewards to use a Cornell Collar in a race, the horse must wear the device in all subsequent races, trials and track work



(light or slow work excepted) unless permission to discontinue its use has been granted by the Stewards.

**(7) Permission to discontinue use:** Prior to permission being granted to discontinue the use of a Cornell Collar in future races, the trainer must provide a written submission to the Stewards outlining the reasons for the request prior to acceptance time. This should be accompanied by a supporting letter from the trainer's veterinarian outlining the reasons for removing the Collar.

**(8) Jumping races:** Cornell Collars are not permitted for use in jumping races.



## BARRIER BLANKET

**(1) Approval for use:** For the purpose of AR.140B(1), Barrier Blankets may be used at the barriers in races or trials, subject to the conditions set out in this rule.

**(2) Specifications:** Barrier Blankets must have dual straps that attach to the barrier.

**(3) Permission to use:** Prior to being permitted to use a Barrier Blanket in a race, a horse must perform to the satisfaction of a Starter, or person authorised by the Stewards, with a Barrier Blanket at a trial prior to acceptance time.



## BLINDFOLD & STALLION CHAIN

**(1) Approval for use:** For the purpose of AR.140B(1), Blindfolds and Stallion Chains may be used at the barriers in races or trials, subject to the conditions set out in this rule.

**(2) Permission to use:** Prior to being permitted to use a Blindfold or Stallion Chain in a race, a horse must enter the barriers to the satisfaction of a Starter, or person authorised by the Stewards, with a Blindfold or Stallion Chain prior to acceptance time.

**(3) Conditions of use:** For safety reasons the Blindfold or Stallion Chain will be fitted as late as possible and the rider will be required to dismount.



## BARRIER EXTENSION

**(1) Approval for use:** For the purpose of AR.140B(1), Barrier extensions may be used at the barriers in races or trials.



# BITS

**(1) Approval for use:** The following five categories of bits are approved for the purposes of AR.140B, subject to the conditions set out in this Rule:

- (a) **Standard Bits;** all Dee bits and Egg butt snaffle bits and loose ring snaffles.
- (b) **Lugging Bits;** Ring Bit, Crescendo, Controller, Regulator, Springsteen, Half Spoon, JR Lugging, Brad Lugging, AC Lugging, Straight mouth bits.
- (c) **Norton Bits;** Norton Citation bit, Victor Race bit.
- (d) **Tongue Control Bits.**
- (e) **Butterfly Bit.**

**(2) Rubber bits:** Any rubber bit used must show evidence that the bit is reinforced with steel through centre.

**(3) Prohibited bits:** The following bits are expressly prohibited:

- (a) All Apple mouth bits with jointed mouth piece;
- (b) Snake bits;
- (c) Aluminium bits;
- (d) Basket bit;
- (e) Pee Wee bit;
- (f) Tomb Thumb bits - in races and trials only.
- (g) Running Gag bits - in races and trials only.

## STANDARD BITS



Racing Dee Bit



Racing Dee Bit with rubber covered snaffle mouth



Racing Dee Bit with thin thin hollow mouth



Racing Dee Bit with thick hollow mouth



Racing Dee Bit with rubber covered snaffle mouth



Racing Dee Bit with small Dee mouth



Racing Dee Bit with copper mouth



Racing Dee Bit with inside loops



Racing Dee Bit with copper mouth



Racing Dee Bit with slow twist mouth

# STANDARD BITS



**Shetland Loose Ring**



**Loose Ring Snaffle**



**Thin Mouth Ring Snaffle**



**Lightweight Loose Ring Race Snaffle**



**Thick Hollow Ring**



**Heavy Mouth Ring**



**Loose Ring Snaffle with rubber covered snaffle mouth**



**Thick Hollow Ring**



**Superfine Sweet Iron Snaffle**



**Heavy Ring Sweet Iron Snaffle**



**Scrub Board Sweet Iron Snaffle**



**Heavy Ring Snaffle with inlaid copper mouth**



# STANDARD BITS



**Egbutt Snaffle with french mouth**



**Dr Bristol Egbutt**



**Loose Ring Egbutt**



**Egbutt Snaffle with copper & SS rollers**



**Slow Twist Egbutt with flat rings**



**Loose Ring Egbutt with copper mouth**



**Egbutt Snaffle**



**Magenis Snaffle**



**Slow Twist Egbutt with flat rings**



**Slow Twist Egbutt with flat rings**



**Dressage Egbutt with french mouth**



**Dressage Egbutt Bradoon**

## STANDARD BITS



**Eggbutt Snaffle with thin copper mouth**



**Superfine Eggbutt Bradoon**



**Eggbutt Snaffle with with thin solid mouth**



**Thick Hollow Eggbutt with round rings**



**Eggbutt Snaffle with with thick solid mouth**



**Eggbutt Snaffle with hinged mouth**

## LUGGING BITS



**Apple Mouth Loose Ring Snaffle with flexible mouth**



**Apple Mouth Round Ring Eggbutt with flexible mouth**



**Apple Mouth Flat Ring Eggbutt with flexible mouth**



**Apple Mouth Racing Dee Bit with flexible mouth**

# LUGGING BITS



**Racing Dee Bit with soft rubber Mullen mouth, must be reinforced with steel through centre**



**Mullen Mouth Eggbutt with large flat ring mouth**



**Mullen Mouth Eggbutt with small round rings**



**Half Spoon Snaffle**



**Mullen Mouth Eggbutt with small round rings**



**Controller Bit**



**Regular Bit**



**Loose Ring Mullen Snaffle**



**Lightweight Loose Ring Mullen Snaffle**



**Crescendo Bit**



**Regular Bit**



**Springsteen Snaffle**



**Half Spoon Ring Dexter**

## LUGGING BITS



**Dexter Ring Racing**



**Dexter Ring Racing copper plated**



**Dexter Ring Racing with rubber covered snaffle mouth**



**Brad Lugging Bit**



**JR Lugging Bit**



**AC Lugging Bit**



**James Mullen Mouth Bit**



**James Snaffle Mouth Bit**

## BUTTERFLY BIT



**Butterfly Bit**

# TONGUE CONTROL BITS



Dexter Ring Racing with tongue control



Tongue Control Bit



Dressage Eggbutt with tongue control

# NORTON BIT



Victor Racing Bit



Norton Bit

## APPROVED RACE PLATES UNDER THE PROVISIONS OF AR.141A

(1) Plates and tips must be made of an approved material capable of being forged or moulded into shape. Tips must cover at least one third of the perimeter of the hoof.

(2) Plates and tips must not exceed 150 grams in weight, provided that upon application the Stewards may give permission for the use of approved therapeutic plates up to a weight of 170 grams.

(3) Plates and tips must be securely and properly fitted and must not protrude beyond the perimeter of the hoof. Plates must be secured by a minimum of five nails and tips by a minimum of three nails.

The heads of nails must not protrude more than 2mm from the surface of the plate or tip.

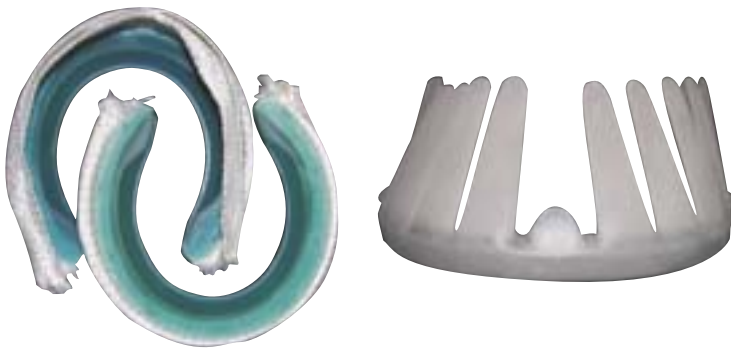
(4) Forged or rolled toe and side clips are permitted provided such clips have blunt, rounded edges and do not exceed 15mm in height and 20mm in width. Steel inserts are permitted provided they are level with the surface of the plate.

(5) Bar plates are permitted, provided that the entire plate including the bar is in one piece. A bar may be welded or riveted to the plate provided that the surface of the bar is level with that of the plate.

(6) Heeled plates or caulks are not permitted in flat races. Cutting plates, grippers or any other form of plates or tips which in the opinion of the Stewards may be dangerous are not permitted.

(7) Hoof pads shall be of a material, design and weight approved by the Stewards.

## SHOES – Glue on Shoes & Race Plates



### Glue on Shoes & Race Plates

A: Sigafoo with cloth fabric

B: Mustad Glue on Shoes and Plates tabs

*All items need to be approved by stewards when being applied or removed*

## SHOES – Bar Plates & Tips



**Egg Bar**



**Heart Bar**



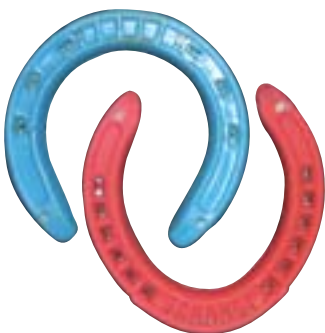
**Straight Bar, and any other shape or configurations**



**Steel Tips**

*All items need to be approved by stewards when being applied or removed*

## SHOES – Shock Shod Shoes / Concussion Plates / Erethane Protected Race Plates



Shock shod race plates, and urethane protected raceplates are laminated on the outside surface. Must be a design approved by stewards.




Concussion race plates are laminated on the hoof surface of the plate and include: leather, plastic, rubber, oakum, resin, Shock Tammer, white or colour bonded

*All items need to be approved by stewards when being applied or removed*

# SHOES – Hoof Pads

Shall be of a material, design and weight approved by the stewards.

*All items need to be approved by stewards when being applied or removed*



# SHOES – Approved Race Plates



**Apple**



**Equine**



**Kerckhaert King Plate Extra Sound**



**St Croix Concord**




**Thoro'Bred Queens Plate**



**Victory**



**Winner**



**Speed Toe Kerckjaert**



**New Balance - Natural Balance**



**World Race Plate Thor'Bred - four point**




**2' & 3' wedged hinds; 2' & 3' wedged fronts**



**Wide Web Plate**



**Wide Web Plate**



**Wide Web Plate**



**Half round aluminium fronts only**



**Lightweight steel galloping plate**